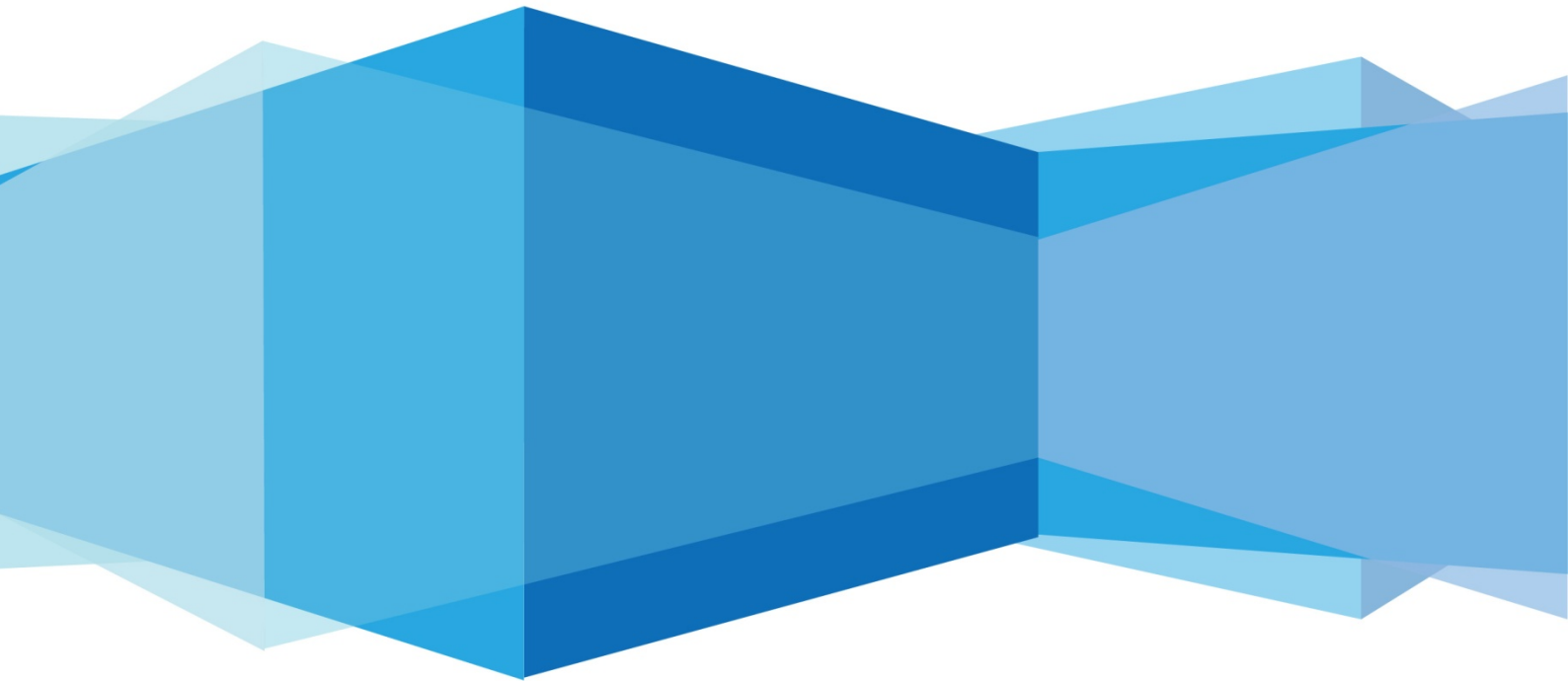


数据收发例程

版本:

日期:



法律声明

“ ”

Lierda Science& Technology Group Co., Ltd

文件修订历史

1.0	2019-05-06

Lierda Science& Technology Group Co., Ltd

适用模块型号

1	NB86-G	20×16×2.2 mm
2	NB86-G	20×16×2.2 mm

Lierda Science & Technology Group Co., Ltd.

安全须知



RF



SIM



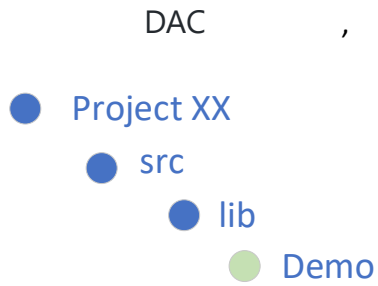
Lierda Science & Technology Group Co., Ltd

目 录

	2
	3
	4
	5
	6
1.	7
2.	7
3.	7
4.	7
5.	8
5.1.	8
5.2.	Demo	8
5.3.	8
5.3.1.	8
5.4.	9
5.5.	9
6.	10
7.	10
8.	10

Lierda Science& Technology Group Co., Ltd

1. 简介



2. 要点

- CoAP
-
- AT

3. 实验条件

- Lierda NB86 EVK/NB86-G
- USB
- Eclipse

4. 电气连接

5. 实验步骤

5.1. 导入工程

ProjectLedFlashing

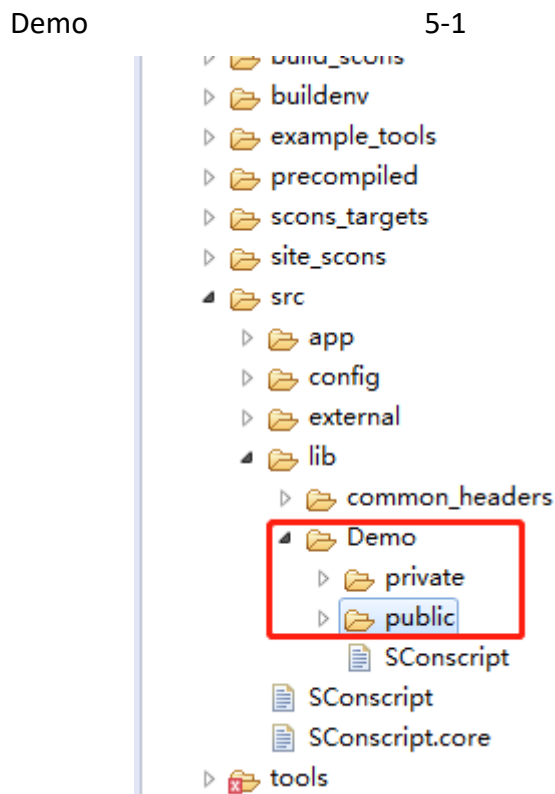
eclipse

Lierda NB-IoT

OpenCPU

DemoCode

5.2. 打开 Demo 示例代码



5.3. 例程详解

5.3.1. 涉及库函数及对应头文件

- CoAP

```
#include "lierdaNNMIData.h"
```

```
lierdaNNMIDataInit();//NNMI
```

```
lierdaNNMIDataReceived(nnmi_buff, &nnmi_buff_len, 0xFFFFFFFF); //NNMI
```



```
#include "lierda_module_status.h"
```

```
lierda_module_status_read();//
```

● AT

```
#include "lierda_app_main.h"
```

```
char * lierdaATCall(char *at_cmd_buf_param, uint16 timeout);// AT
```

5.4. 编译及烧写固件

Lierda NB-IoT

OpenCPU DemoCode

5.5. 结果呈现

AT

9600

```
+CCLK: 19/05/14, 07:48:46+32
OK
□□雨??
Boot: Unsigned
Security B. Verified
Protocol A. Verified
Apps A. .... Verified

REBOOT_CAUSE_SECURITY_RESET_PIN
Lierda
OK

*****
                NB86 EVK开发板例程——CoAP数据收发
*****

利尔达科技集团<www.lierda.com>
LSD Science&Technology Co.,Ltd
杭州市余杭区文一西路1326号利尔达科技园
物联网开发者社区<http://bbs.lierda.com>
*****

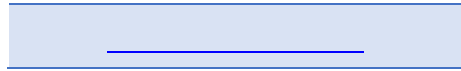
Current network status is +NMSTATUS:REGISTERING
AT+MLWEVTIND=0
AT+MLWEVTIND=3
Current network status is +NMSTATUS:MQ_DATA_ENABLED
DBG_INFO: cmd: AT+NMGS=10, A9A1A2A3A4A5A6A7A8A9
result:
OK

OK
```

6. 注意事项

- AT IP NCDP

7. 参考资料



8. 相关文档及术语缩写



Lierda

Lierda Technology Group Co., Ltd